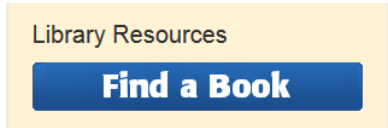


Searching the Wiggin Library Catalog

This handout shows you how to find and search in the Wiggin Library catalog.

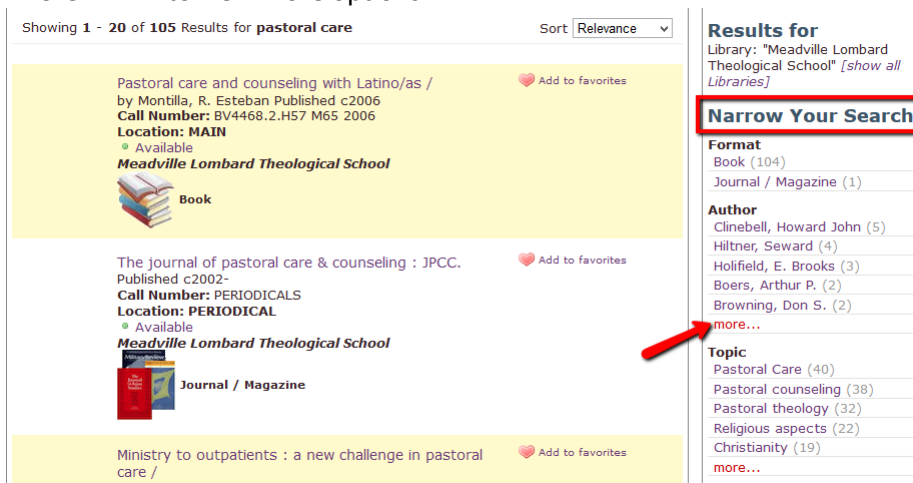
1. Search for books

- Start out on the Wiggin Library homepage at <http://www.meadville.edu/wiggin-library.php>. Open the catalog by clicking the Find a Book button.
- Search by keyword, title, author or subject to locate books.



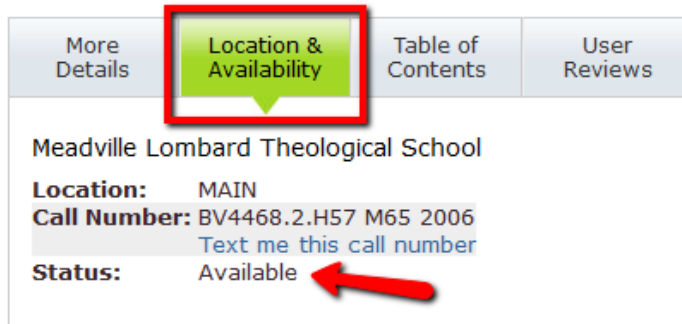
2. Search results

- You'll get a results page with items related to your search.
- Refine your search using the options in the sidebar under "Narrow Your Search." Click the "more..." link to view more options.



3. Find more about the book

- Click the title of the book to get more information about the item.
- The "Location & Availability" tab tells you where the book is located, and if it is available. If the book is available, you can request it. Use our Requesting Books guide to see how!



Have more questions? The Library Assistant can help you by phone, email, or over videochat! Email libasst@meadville.edu to make an appointment.